


EARTH DAY COLORING SHEETS



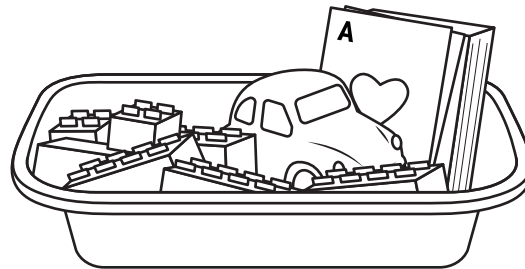
MAKE THE MOST OUT OF TAKEOUT CONTAINERS

So many of our favorite takeout foods come in plastic containers, but did you know that plastic isn't good for the planet? Instead of tossing containers in the trash, color this sheet to learn great ways to repurpose or recycle all of those disposable dishes.

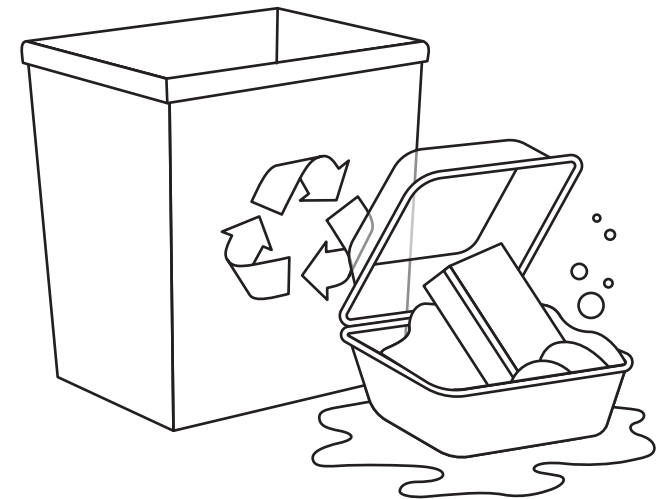
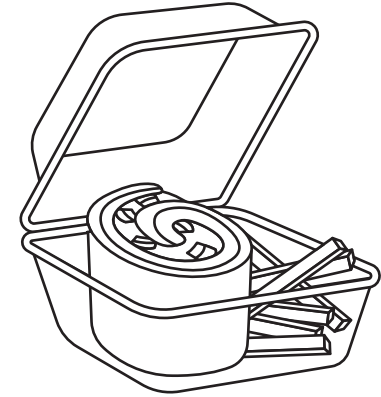
DECORATE AND STORE SUPPLIES:



STORE TOYS AND GAME PIECES:




WASH OUT AND PUT IN YOUR RECYCLING BIN:



COLOR AND PLANT YOUR OWN GARDEN

STEP 1

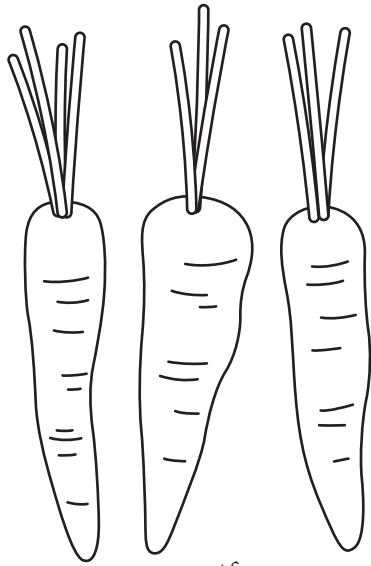
Did you know that gardening is great for your body and mind and for the planet? Color this vegetable bed and then get ready to plant your garden by coloring the veggies and herbs on the next pages.



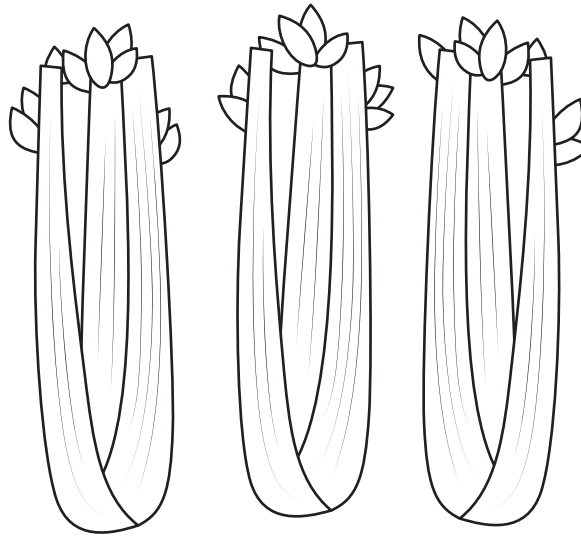
COLOR AND PLANT YOUR OWN GARDEN

STEP 2


Color these vegetables. Then choose which you would want to grow by cutting them out and gluing them in the garden bed you already colored. You can see common colors for each plant and also learn more about them with a quick internet search!



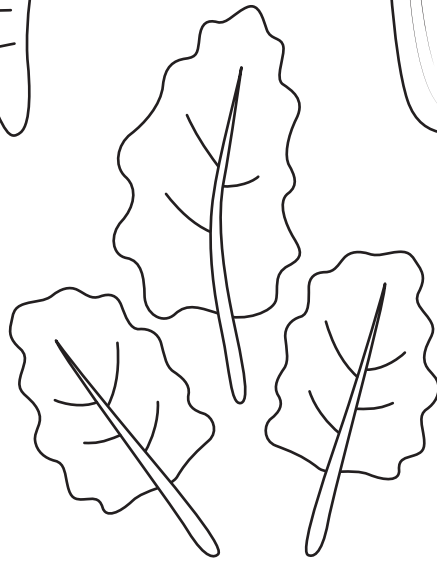
carrots



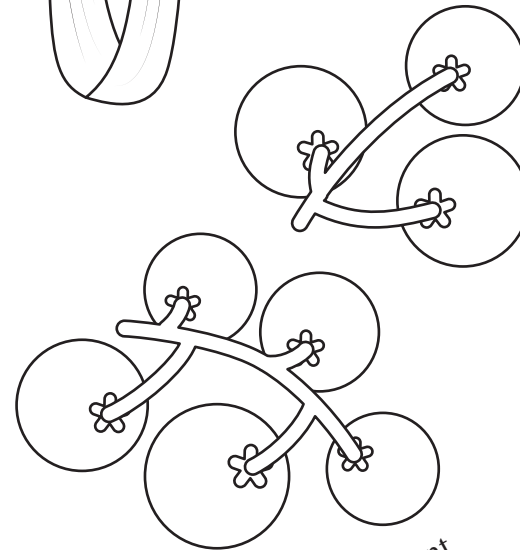
celery



purple kale



swiss chard

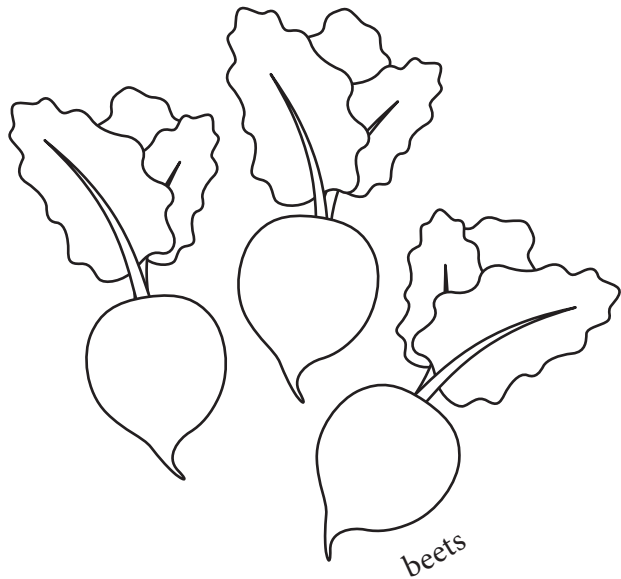


cherry tomatoes plant

COLOR AND PLANT YOUR OWN GARDEN

STEP 2


Color these vegetables. Then choose which you would want to grow by cutting them out and gluing them in the garden bed you already colored. You can see common colors for each plant and also learn more about them with a quick internet search!




beets



shallots



chili pepper plant




green peas


COLOR AND PLANT YOUR OWN GARDEN

STEP 2


Color these herbs. Then choose which you would want to grow by cutting them out and gluing them in the garden bed you already colored. You can see common colors for each plant and also learn more about them with a quick internet search!



thyme



rosemary



lavender



chives

HELP THE EARTH BINGO

Learn about great, eco-friendly practices that help the planet! Color each box once you have completed the activity and make sure to ask for help from an adult. Once you have colored in 5 boxes in a row (either horizontally, vertically or diagonally), you get to call out “Bingo!” You can play again and again and even use magnets to mark off boxes you already colored in a previous game.



| | | | | |
|--------------------------------------|-------------------------|---------------------------------------|--------------------------------|--|
| Meat-free day | Cook vegan meal | Get potted herb | Use reusable cutlery on the go | Collect rainwater for plants |
| Repurpose containers | Dairy-free day | Turn veggie scraps into stock | Preserve fruit or veggie | Visit farmer’s market |
| Eat produce from garden | Recycle containers | Use reusable grocery and produce bags | Stir-fry leftover veggies | Wash out a Ziploc bag and use it again |
| Get grains / nuts from the bulk bins | Regrow produce | Use or make cloth napkins | Try a new plant-based protein | Use overripe bananas in smoothie |
| Eat seasonal produce | Start compost bin / jar | Plant a garden | Reuse produce bags | Keep a record of your food waste |